

Domestic Violence Policy









1. Members may recall that we have had an action in the Domestic Violence Strategy to adopt a confidential reporting policy in the Council in the first instance and then to roll this out to other partners of the Safer Stockton Partnership.
2. The Council has now adopted the attached Domestic Violence Policy, which provides guidance for managers and contact details for the confidential reporting system. In the Council this is provided by Dignity in the Workplace officers who have been trained to signpost callers to the appropriate support service for those who contact them about domestic violence issues.
3. Whilst the policy has been in the development stages training on Domestic Violence has been offered to managers and this will be extended to front line staff once the DV Coordinator is in post to do this work.
4. We are now at the stage where members need to consider if this policy as it is can be incorporated into their services. To this end members are asked to read and consider the attached policy and to contact Claire Sills Claire.sills@stockton.gov.uk with a contact name for the person in their agency who will be able to drive this forward.





Community Safety Manager
23rd February 2009

TARGET MONITORING CHART

Objective Six - Other Theft

Lead Agency : Police Chief Inspector - Crimes

	TARGET	Quarter 1		Quarter 2	
6.1	<p>Reduce Other Theft by 10% over the three year period from a baseline of 4,411 in 2007/08, 2008/09 2% reduction to 4,323, 2009/10 3% reduction to 4,190, 2010/11 5% reduction to 3,970</p> <p>Data From:- SBC Anna Clark</p>	<p>There were 1,251 offences of other theft in Q1, which is an increase on the same period last year of 5.1% and 15.7% over the target to achieve this year.</p>		<p>2,179 crimes YTD. This is a reduction of 5.8% on same period last year. Currently on target to achieve.</p>	
6.2	<p>Monitor the number of convictions recorded against PPOs and achieve a 5% reduction year on year from a baseline taken from 2008/09</p> <p>Data From:- SBC Julie Dinsdale</p>	<p>12 Convictions this quarter. Figures updated in Q3</p>		<p>18 Convictions this quarter with a YTD total of 30 convictions. Figures updated in Q3</p>	
6.3	<p>Increase the number of arrests from shoplifting identified through the councils control room, use 2008/09 to obtain a baseline figure for this category, then increase by 5% year on year</p> <p>Data From:- SBC Leanne Maloney</p>	<p>4 arrests for shoplifting arising from the councils control room this this quarter.</p>		<p>3 arrests for shoplifting arising from the councils control room this quarter. YTD total = 7</p>	
6.4	<p>Target Fly tipping operators and scrap dealers by Increasing the number of planned operations from 7 in 2007/08 by 5% year on year.</p> <p>Data From:- SBC Claire Tait (ZHR)</p>	<p>2 operations carried out in Q1, on target to achieve.</p>		<p>4 operations carried out in Q1, YTD total = 6 one more operation required to hit target.</p>	

6.5	<p>All PPOs in the Community who continue to offend to have an ASBO/CRASBO package prepared by the Volume Crime Coordinator. Measured yearly against the PPO list</p> <p>Data From:- SBC Chris Dunwell</p>	<p>Of the 42 current PPO's 21 are in the community, 3 of the PPOs in the community have ASBO/CRASBOs and 4 in the community have a package prepared or pending. The remainder are monitored to see if there offending fits the criteria for an ASBO/CRASBO.</p>		<p>Of the 42 current PPO's 21 are in the community, 5 of the PPOs in the community have ASBO/CRASBOs and 3 in the community have a package prepared or pending. The remainder are monitored to see if there offending fits the criteria for an ASBO/CRASBO.</p>		<p>Of the 42 current PPO's 21 are in the Community, 4 ASBO/CRASBOs and 3 are pending. 15 of these 21 are in the community and of these 21 another 2 have a package prepared or pending. The remainder are monitored to see if there offending fits the criteria for an ASBO/CRASBO.</p>
6.6	<p>Reduce the number of people who continue to leave their wheelie bin out after receiving a section 46 by 5% year on year from a baseline taken from 2007/08 of 114, 2008/09 = 108, 2009/10 = 103, 2010/11 = 98</p> <p>Data From:- SBC Claire Tait</p>	<p>37 FPN's issued for breaches of section 46 notice were issued this quarter. Above target, will continue to monitor in Q2 to see if achievable.</p>		<p>8 FPN's issued this quarter which brings YTD total to 45 and brings us back on target.</p>		<p>1 FPN's issued this quarter. On target to a</p>